


ORTHOGRAPHIC MAPPING

HEART WORDS

HIGH FREQUENCY WORD WORKSHEETS




Name _____

Trace, tap, and say the flash word 3 times.

go go go


Tap the sounds in the word. Trace the word. Write the word.



Circle all the flash words go.

go or the go the go

Cut out and paste the flash word




Name _____

Trace, tap, and say the heart word 3 times.

my my my

Tap the sounds in the word. Trace the word. Write the word.



Circle all the heart words my.

my and My the me MY so my go my

Cut out and paste the heart word my with the heart.


y m

Name _____

Trace, tap, and say the heart word 3 times.

away away away

Tap the sounds in the word. Trace the word. Write the word.



Circle all the heart words away.

away your no awl away to IS away you SO away away aw

Cut out and paste the heart word away with the heart.


w a a y

Name _____

Trace, tap, and say the heart word 3 times.

for for for

Tap the sounds in the word. Trace the word. Write the word.



Circle all the heart words for.

for a for FOR she for for for the so be did for he for for for

Cut out and paste the heart word for with the heart.

r o f

SCIENCE OF READING ALIGNED

Thank you for downloading
this freebie! If you are
interested in the entire set of
Orthographic Mapping Heart
Words Worksheet, please click
below to purchase.



ORTHOGRAPHIC MAPPING HEART WORDS HIGH FREQUENCY WORD WORKSHEETS

Worksheet 1: make

Name _____

Trace, tap, and say the heart word 3 times.

make make make

Tap the sounds in the word. Trace the word. Write the word.

● ● ● m a k e

Circle all the heart words make.

little your MAKE and
some to make your
make IS make
no look make the

Cut out and paste the heart word make with the heart.

♥ k m a e ♥

Worksheet 2: funny

Name _____

Trace, tap, and say the heart word 3 times.

funny funny funny

Tap the sounds in the word. Trace the word. Write the word.

● ● ● f u n n y

Circle all the heart words funny.

funny funny old
any funny am at
funny AN funny funny
only funny are funny funny

Cut out and paste the heart word funny with the heart.

f n u n n y ♥

SCIENCE OF READING ALIGNED

CAMPING IN PRIMARY



Thank you so much for purchasing my product. If you have any questions or suggestions for improvement, please let me know. My email address is campinginprimary@gmail.com. I love feedback and will do my best to update my product to fit your needs.


-Sarah

Terms of Use


You may use items for your own classroom students, or your own personal use.

You may reference this product in blog posts, social media, seminars, and professional development workshops provided there is both credit given to myself as the author and a link back to my TPT store or blog.

This license is to be only used for classroom and personal use as a single user. If you are in need of additional licenses, please click on this link.



Click below to connect!



CAMPING IN PRIMARY



Thank you for purchasing this product from Camping In Primary. To earn TPT credit towards a future purchase, you can go to TPT, click on your purchases, and then click review. I hope you enjoy this product and if you have any questions, please contact me at campinginprimary@gmail.com.

Thank you!
Sarah

Love this product? Check these out..

Say It, Sound It, Spell It CVC WORDS

12 Sets
Short Vowels
a, e, i, o, u

Digital Task Cards
Google™ & Seesaw™

Phonics Tic-Tac-Toe

Summer Theme

TAP IT, MAP IT, GRAPH IT Word Mapping Growing Bundle

TAP IT, MAP IT, GRAPH IT
CVC Word Mapping

small group - centers - independent

A huge thank you to these amazing artists!



HEART WORDS

High frequency words have been taught traditionally by teaching them through rote memorization, but recent studies have revealed that this is not best practices but should be taught utilizing spelling patterns. We know that many of these high frequency words have irregular spellings so, the idea is to teach the spelling patterns and the other parts of the word that are irregular as the parts that we must remember by heart. Therefore, they are called heart words.



V.



There are some high frequency words that are important to learn quickly that need to be known from memory that are completely decodable and do not have any tricky parts to them. These high frequency words are called flash words because you want students to be able to say them quickly but are completely decodable.

PERMANENT HEART WORDS

V.

TEMPORARY HEART WORDS

Due to the difference in scope and sequence that teachers teach the spelling patterns, some flash words and, or heart words may be temporary heart words. If the students have not been taught the spelling patten/phonics rule explicitly then it remains a temporary heart word until it is taught.

This set includes worksheets for temporary heart words as well as the flash words and permanent heart words.

This allows you as a teacher to meet your students where they are at in their ability. Depending on the phonetic instruction that your students have explicitly received, will determine the correct temporary word worksheet.

Name _____



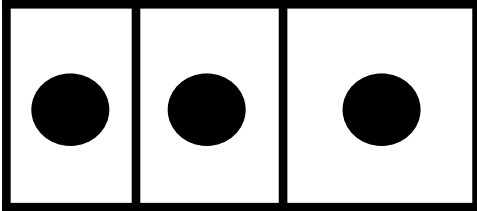
Trace, tap, and say the heart word 3 times.

come


come

come


Tap the sounds in the word.




Trace the word.




Write the word.



Circle all the heart words come.





Cut out and paste the heart word come with the heart.



Name _____




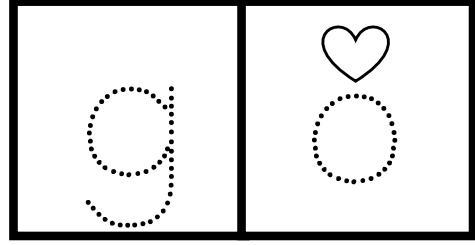
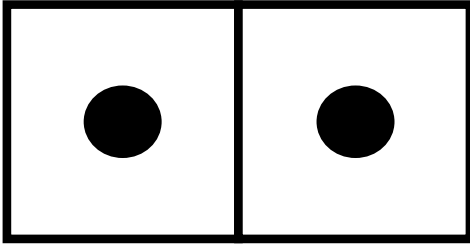
Trace, tap, and say the heart word 3 times.



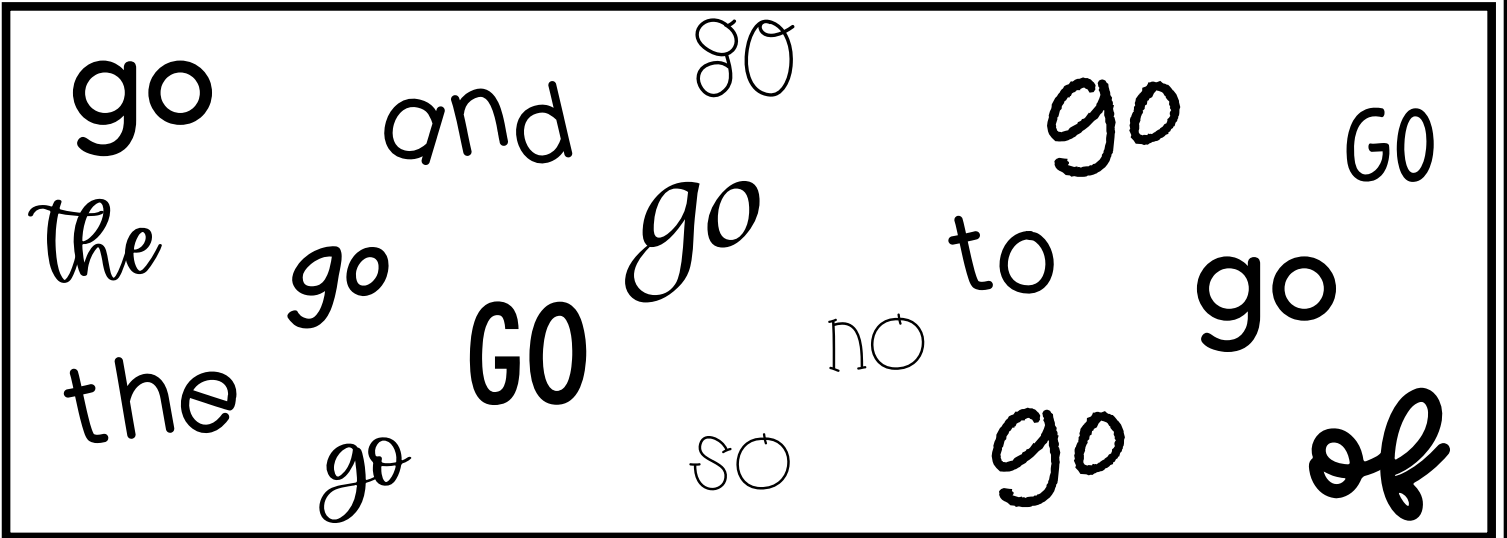
Tap the sounds in the word.

Trace the word.



Write the word.



Circle all the heart words go.



Cut out and paste the heart word go with the heart.



Name _____

Trace, tap, and say the flash word 3 times.



go

go

go

Tap the sounds in the word.

Trace the word.

Write the word.

●	●
---	---

g	o
---	---

--	--

Circle all the flash words go.



go and go GO

the go to go

the GO no go

go so go of


Cut out and paste the flash word go.



--	--

o	g
---	---

Name _____



Trace, tap, and say the heart word 3 times.



Tap the sounds in the word.

Trace the word.

Write the word.

●	●
---	---

i	is
---	----

	is
--	----

Circle all the heart words is.


is was to is
was me come is do
is IS is is
and was is is

Cut out and paste the heart word is with the heart.

--	--

s	i	is
---	---	----

Name _____



Trace, tap, and say the heart word 3 times.

said

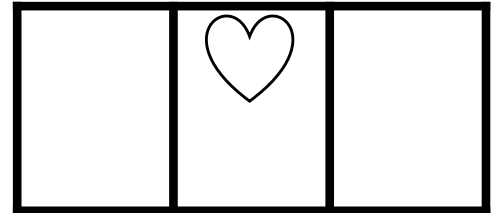


said

said

Tap the sounds in the word.

Trace the word.



Write the word.




Circle all the heart words said.






Cut out and paste the heart word said with the heart.



Name _____




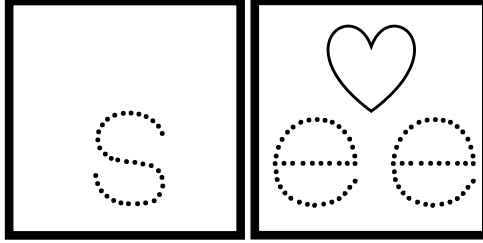

Trace, tap, and say the heart word 3 times.




Tap the sounds in the word.

Trace the word.



Write the word.




Circle all the heart words see.



Cut out and paste the heart word see with the heart.



Name _____



Trace, tap, and say the flash word 3 times.

see
●


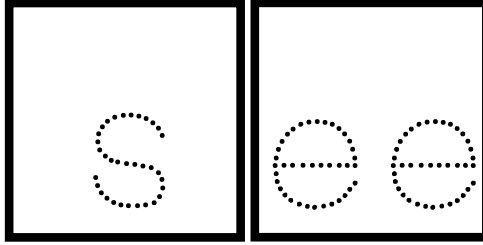
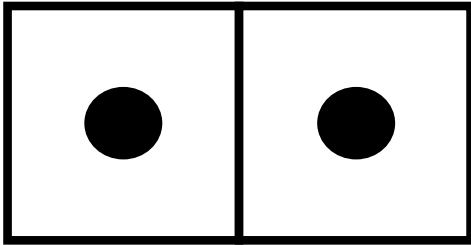
see
●

see
●


Tap the sounds in the word.

Trace the word.




Write the word.



Circle all the flash words run.



Cut out and paste the flash word run.




e

e

s

Name _____



Trace, tap, and say the heart word 3 times.

the


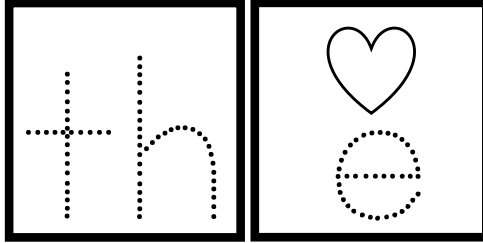
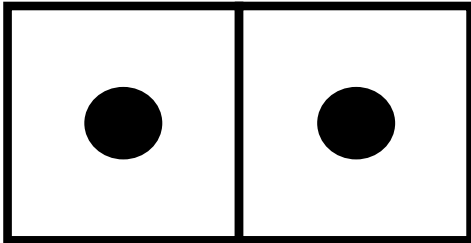
the

the

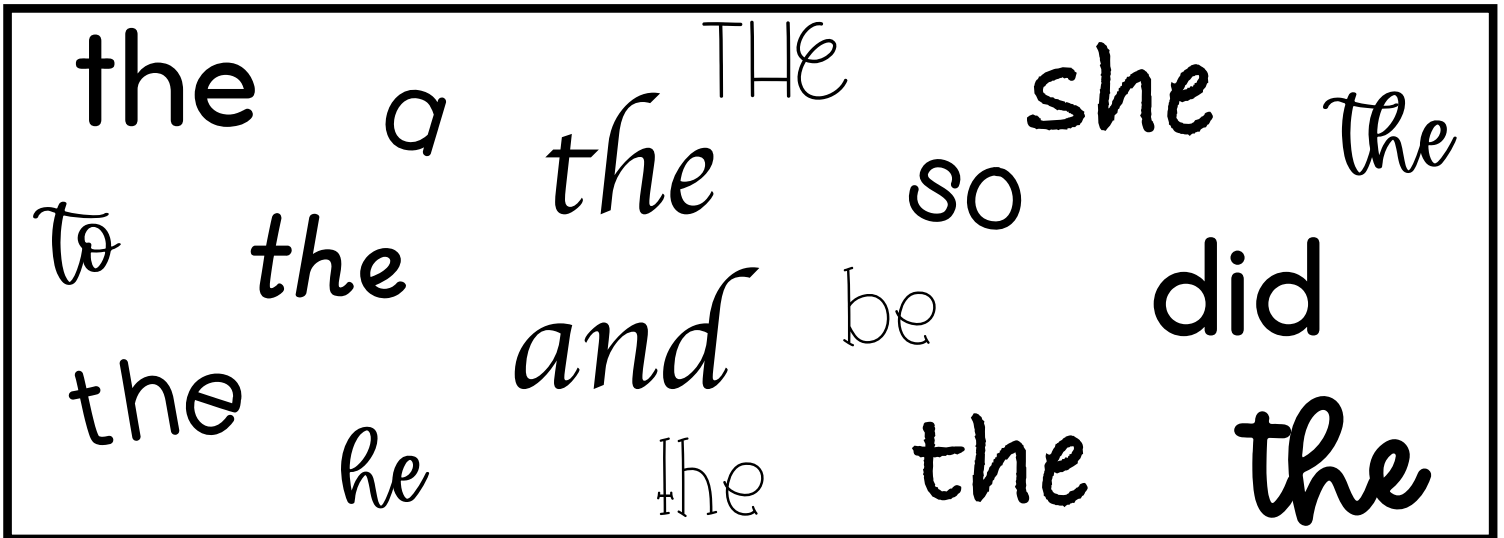
Tap the sounds in the word.

Trace the word.

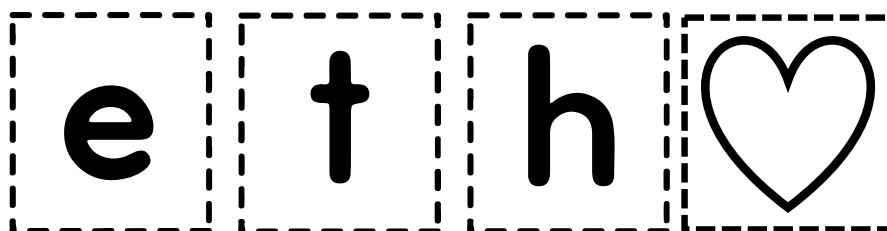

Write the word.




Circle all the heart words the.




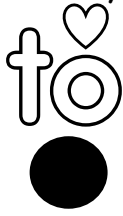
Cut out and paste the heart word the with the heart.



Name _____




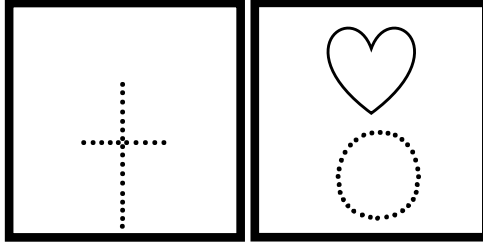
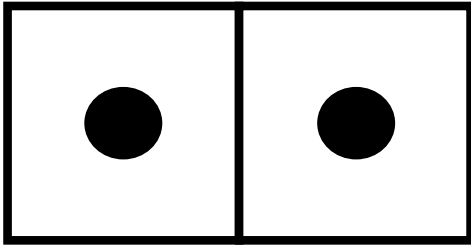
Trace, tap, and say the heart word 3 times.



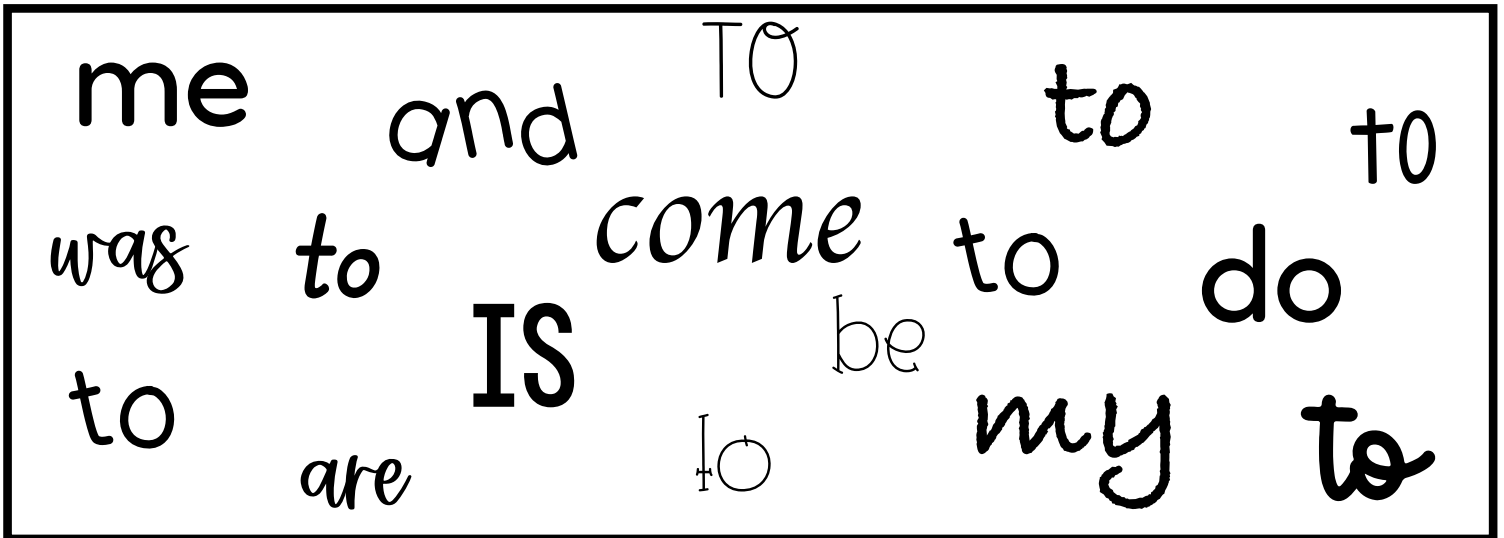
Tap the sounds in the word.

Trace the word.



Write the word.




Circle all the heart words to.



Cut out and paste the heart word to with the heart.



Name _____





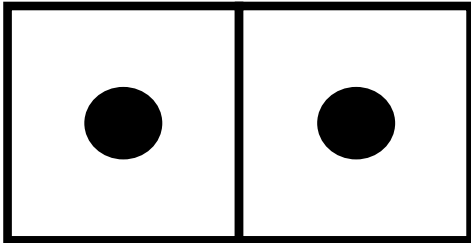
Trace, tap, and say the heart word 3 times.




Tap the sounds in the word.

Trace the word.



Write the word.



Circle all the heart words we.



Cut out and paste the heart word we with the heart.



Name _____

Trace, tap, and say the flash word 3 times.



we



we




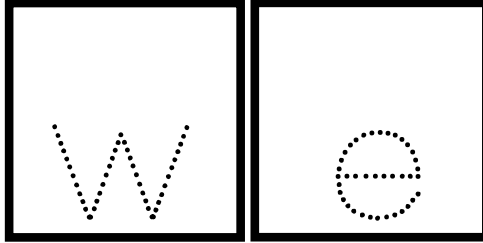
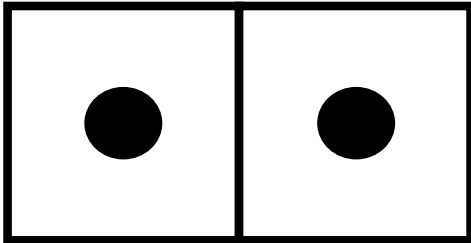
we




Tap the sounds in the word.

Trace the word.




Write the word.



Circle all the flash words we.



Cut out and paste the flash word we.



Name _____




Trace, tap, and say the heart word 3 times.

you

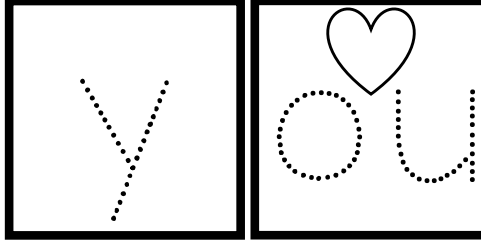
you

you


Tap the sounds in the word.



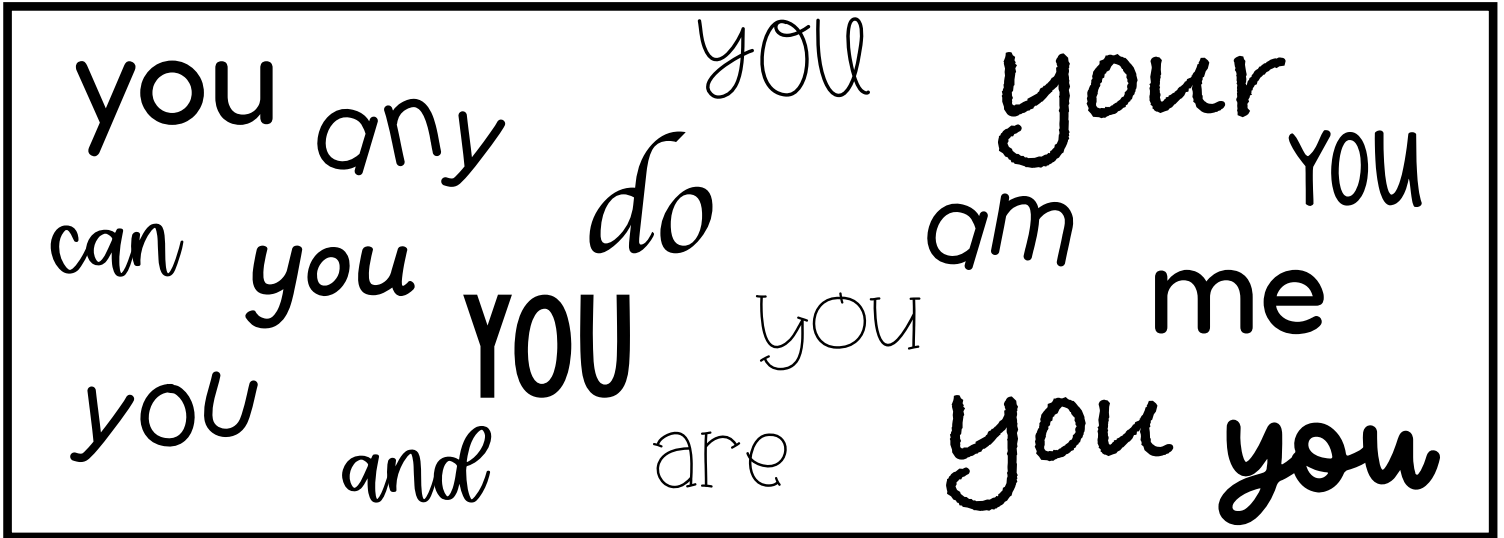
Trace the word.



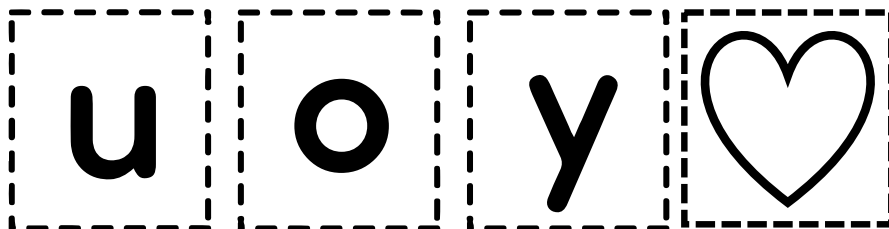

Write the word.




Circle all the heart words you.




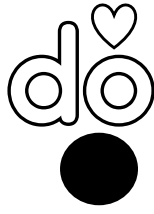

Cut out and paste the heart word you with the heart.



Name _____




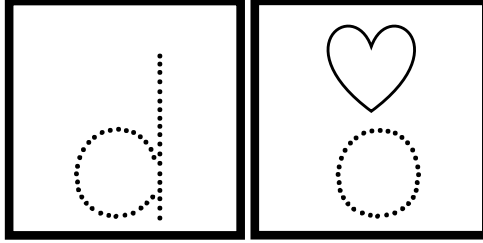

Trace, tap, and say the heart word 3 times.



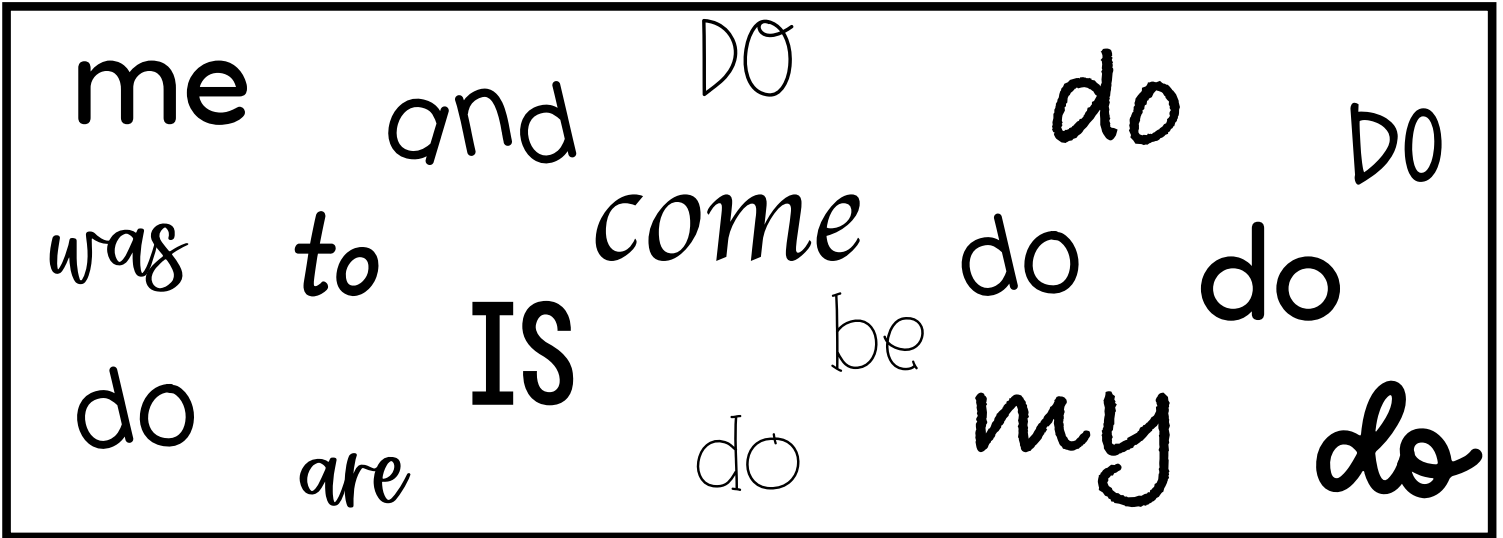
Tap the sounds in the word.

Trace the word.



Write the word.




Circle all the heart words do.



Cut out and paste the heart word do with the heart.



Name _____



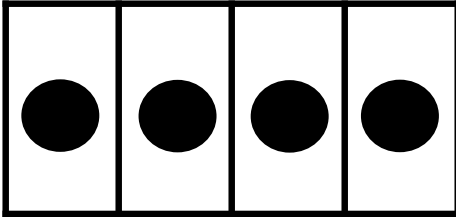
Trace, tap, and say the heart word 3 times.

have

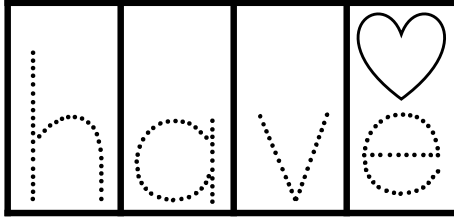
have

have


Tap the sounds in the word.



Trace the word.





Write the word.



Circle all the heart words have.

have your no have
had to good your have
have **HAVE** SOME have
came have have do

Cut out and paste the heart word have with the heart.



Name _____



Trace, tap, and say the heart word 3 times.

no

no


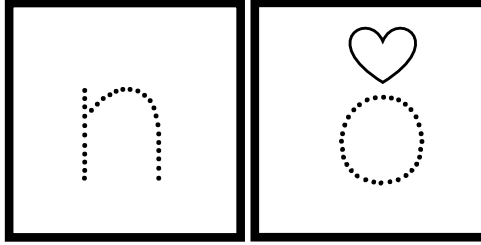
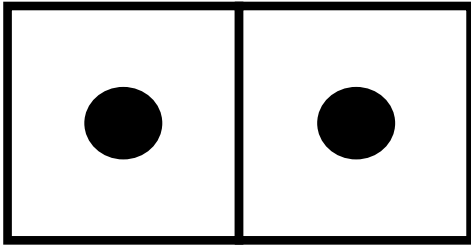
no




Tap the sounds in the word.

Trace the word.



Write the word.



Circle all the heart words no.



Cut out and paste the heart word no with the heart.



Name _____



Trace, tap, and say the heart word 3 times.

who



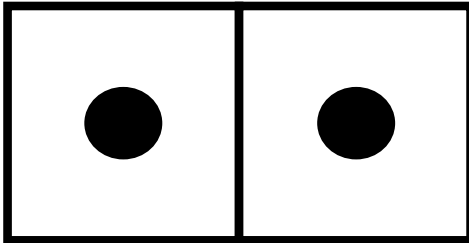
who

who


Tap the sounds in the word.

Trace the word.

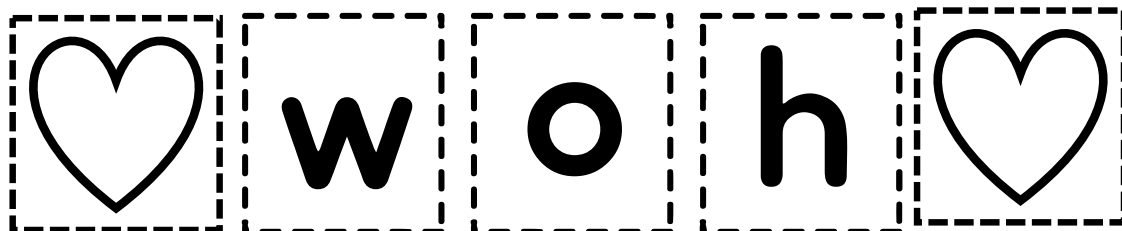

Write the word.



Circle all the heart words who.



Cut out and paste the heart word who with the heart.



Name _____



Trace, tap, and say the flash word 3 times.

yes


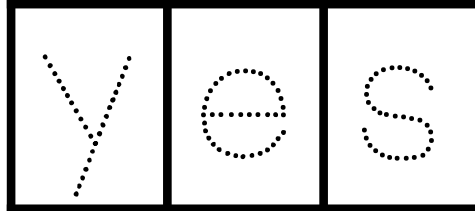

yes

yes

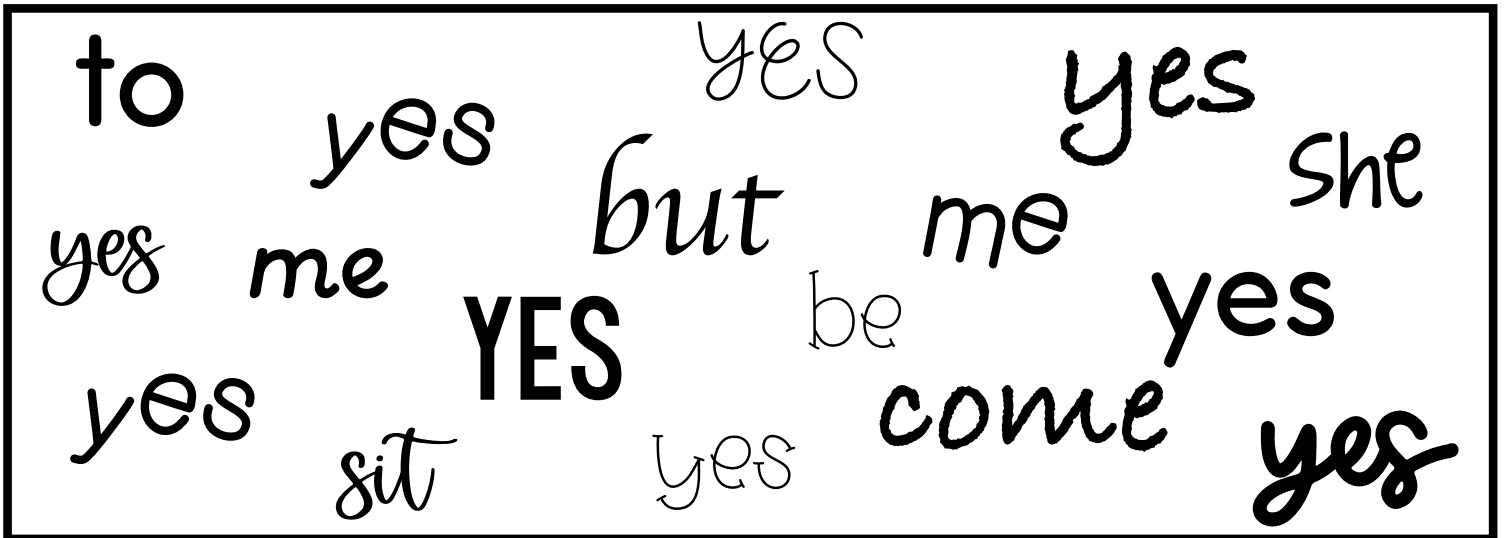
Tap the sounds in the word.

Trace the word.




Write the word.



Circle all the flash words yes.



Cut out and paste the flash word yes.



s

y

e